

# Esprit Floor Stand– Elegant Interior Spotlight Luminaire

kreon

Date: \_\_\_\_\_ Customer: \_\_\_\_\_

Project: \_\_\_\_\_

Type: \_\_\_\_\_ Qty: \_\_\_\_\_



kreon esprit is an elegant and simple spotlight luminaire that seeks to cast a perfect pool of light. LED light sources are contained within light projecting cylinders available as a ceiling mount, pendant and floor standing. Each provide a fully rotational and adjustable movement for the heads to enable total flexibility when directing light. Remote positioned control gear is located above the ceiling void and can operate with single or twin headed models.

## Construction

### Luminaire

Made from high-pressure die cast aluminum. Surface treatment by powder-coated.

### Finishes

- White
- Black

### Mounting Option

- Floor Standing
- 2 color choices for stand
- 2 length options
- Ceiling Mount (see other spec sheet)
- Pendant Mount (see other spec sheet)

## Electrical Characteristics

### LED Specification

Cree LED.

### LED Life

L70 greater than 60,000 hours.

### Correlated Color Temperature (CCT)

- Available in 2700K or 3000k
- CRI 80+ or CRI 90+

### Gear

Standard 120V driver



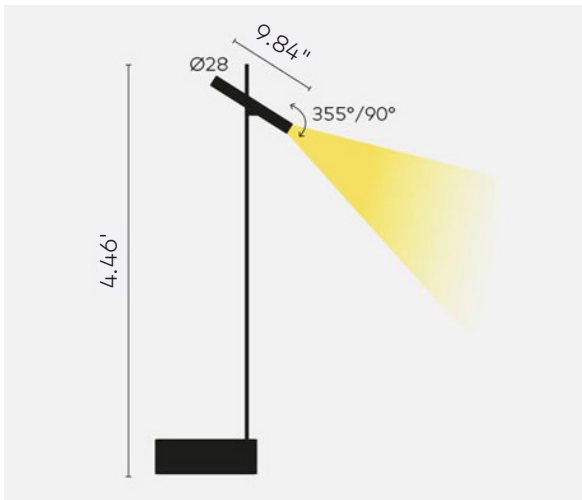
## Ordering Codes

KUESF -	-	-	-	-	-	-	-
KREON ESPRIT MOUNT	LUMINAIRE HEADS	LIGHT SOURCE AND CCT*	CRI	FINISH COLOR*	POLE LENGTH**	FLOOR STAND COLOR	ELECTRIC GEAR
<b>ESF</b> – Floor Mount	<b>01</b> – Single <b>02</b> – Double	<b>27</b> – 2700K <b>30</b> – 3000K	<b>80</b> – 80+ min CRI <b>90</b> – 90+ min CRI	<b>BLK</b> – Black <b>WH</b> – White	<b>SF</b> – Single Floor 4.5ft (Only available with single head) <b>DF</b> – Double Floor (5.3ft) (Only available with double head)	<b>CB</b> – Carrra bianco <b>NBS</b> – Natural Blue Steel	<b>OF2</b> – 700mA, ON/OFF (integral) <b>D2</b> – 0-10V Dim (10%) <b>D3-2W</b> – Lutron Hi-Lume Dim to 1% (2Wire forward phase 120V) *1 <b>D3-3W</b> – Lutron Hi-Lume Dim to 1% (3 wire 120/277V) <b>D3-ECO</b> – Lutron SoftOn/ FadeToBlack EcoSystem dimming (1%) 120/277V <b>D4</b> – EldoLED dim to dark <b>DALI</b> – Dali

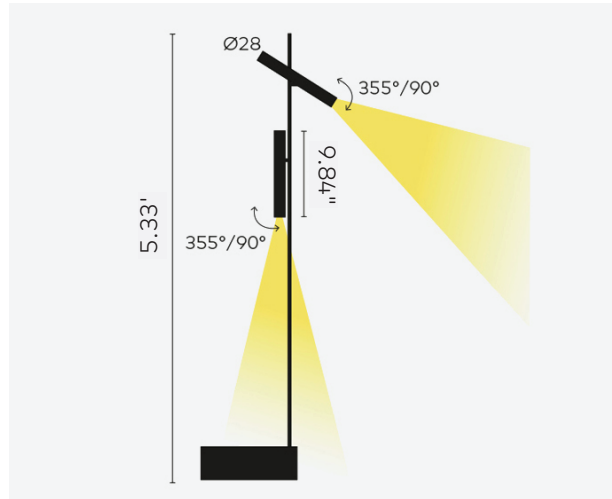
Ordering Example: KUESF-02-27-80-BLK-DF-CB-D2

\* Consult factory for other options \*\* Consult factory for length options \*\*\* Driver included <sup>1</sup>Only with double/double

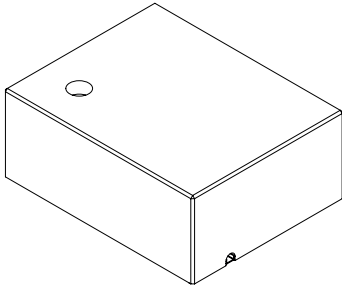
Single Floor / Single Luminaire Head



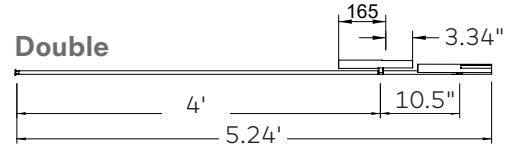
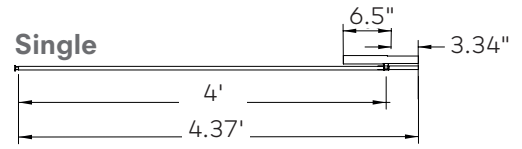
Double Floor / Double Luminaire Head



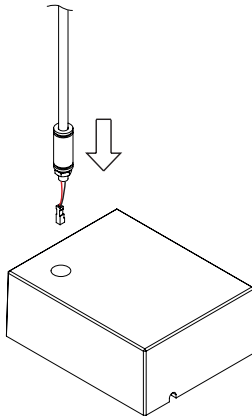
## Floor Mounting/Installation



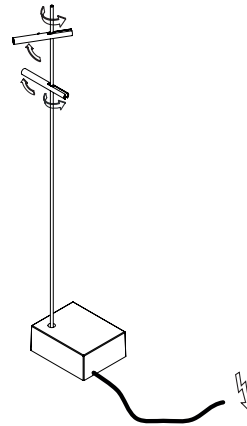
1. Base



2. Choice of 2 length sizes. Single luminaire head gets the single base. Double luminaire head gets the double base.



5. Guide the wires through the base and make connection.



6. Aim the fixtures, 360degrees rotation and 90 degree inclination and connect to the power supply.