

kreon cana 40



kreon cana 40

prologe 40 single in-cana



prologe 40 twin in-cana



holon 40 directional in-cana



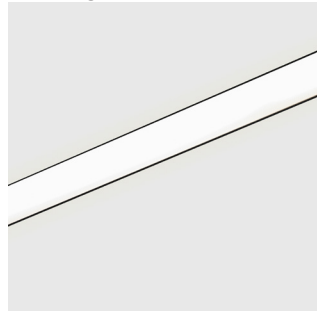
holon 40 twin in-cana



holon 40 single in-cana



holon ligna in-cana



Applications

Architectural spaces such as:

- Offices, high-end conference and board rooms
- Lobbies, public walkways, corridors
- Art galleries and exhibitions
- Residential homes and apartments

Product dimensions & flexibility

- Available in various widths – 2", 4", 6" – Cana is a versatile profile system that offers countless lighting solutions with best in class LED technology
- kreon cana channel is made to order and is ready to be equipped with a number of downlight options in order to fit the needs of almost any architectural space

Mounting

- Surface, pendant and recessed options are available
- Can be fitted with: prologe 40 single, twin and double. holon 40 single, twin and directional as well as a ligna LED line for linear lighting.

Color temperatures / CRI

- 2700K, 3000K, 3500K and 4000K available with a CRI of 85 as standard for the entire product family
- For any other color temperature or CRI please contact kreon Inc

Controls / Dimming

- 0-10 Volt as standard dimming protocol allowing for greater lighting control in your space
- Lutron, DMX, EldoLED and Phase protocols are available upon request

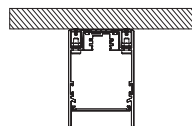
Optical system

- Beam angles and lenses available in relation to chosen lighting modules

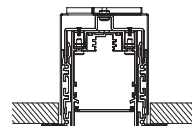
ETL / UL

- Tested and approved by either ETL or UL for installation in the US and Canada.

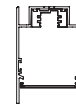
cana 40 surface mounted profile



cana 40 recessed mounted profile



cana 40 suspended profile



L x W x H
L x 2 1/8" x 3"

