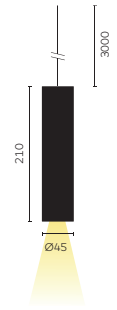


kreon holon 40 pendant is a suspended luminaire that is part of the kreon holon family. It offers various installation options, allowing it to be directly mounted on the ceiling, recessed, attached to a connection box or a 48V magnetic track. kreon holon 40 pendant can be customized with a spot, flood, or wide flood reflector, providing versatile lighting solutions for different applications



general information	
application	surface-mounted luminaire for ceilings
IP classification	40
input voltage	230V
electric gear	see Required Accessory
louvre	always black for DL/WDL
illuminant (per lamphead)	
output SP-FL-WFL	558lm
output DL-WDL	417lm
wattage	8,4W

#### Ordering Codes

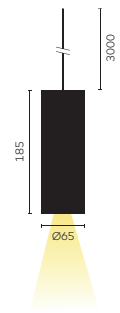
KR____-	__-	__-	__
basic code	CCT-CRI	optic	louvre color
KR962001 - holon 40 pendant, white KR962002 - holon 40 pendant, black	9027 9030	SP - spot 20° FL - flood 35° WFL - wide flood 55° DL - dark light 38° WDL - wide dark light 76°	P1 - white P2 - black A5 - red copper
Ordering example: KR962001-9027-SP-P1			

#### Required Accessory (see page 60-61 for details)

KR____-	__
basic code	dim protocol
KR791431 - ceiling rose, single, white, Ø120 x H30 KR791432 - ceiling rose, single, black, Ø120 x H30 KR791201 - ceiling rose, double, white, L500 x W50 x H30 KR791202 - ceiling rose, double, black, L500 x W50 x H30	PD - phase dim DD - dali dim CD - casambi (not for single rose)
Ordering example: KR791431-PD	



kreon holon 60 pendant is a suspended luminaire that is part of the kreon holon family. kreon holon 60 pendant can be customized with a spot, flood, or wide flood reflector, providing versatile lighting solutions for different applications. Additionally, kreon holon 60 pendant is available with a satinated glass ring at the end. This ring will cast a soft ambient glow of light, visualizing the light within.



### general information

application	surface-mounted luminaire for ceilings
IP classification	40
input voltage	230V
electric gear	see Required Accessory

### illuminant

output CRI 90+	up to 1211lm
output CRI 95	up to 1090lm
wattage	10,2W/11,9W

### Ordering Codes

KR_____	___-	___-	___
basic code	CCT-CRI	optic	dim protocol
KR962851 - holon 60 pendant, white KR962852 - holon 60 pendant, black	9027 9030	SP - spot 20° FL - flood 35° WFL - wide flood 55° DL - dark light 38°	SW- on off DD - dali dim
Ordering example: KR962001-9027-SP-P1			

### Required Accessory (see page 60-61 for details)

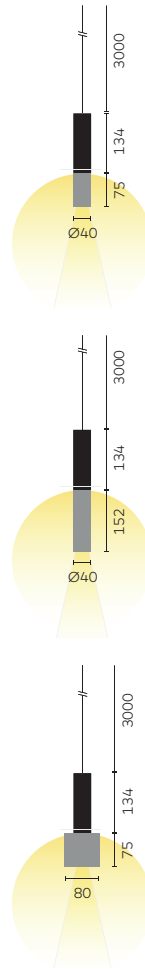
KR_____
basic code
KR791411-HV - ceiling rose, single, white, Ø120 x H30 KR791412-HV - ceiling rose, single, black, Ø120 x H30
Ordering example: KR791411-HV





The range of kreon stone collection is characterized by a glow of light that creates a pleasant atmosphere through the translucent mineral material. In addition, the pendant luminaires have a diffused downward beam providing additional light on horizontal surfaces.

general information	
application	surface-mounted luminaire for walls
IP classification	40
input voltage	230V
electric gear	see Required Accessory
illuminant	
output	315lm
wattage	6,7W



Ordering Codes

KR____-	—
basic code	CCT-CRI
KR991311 - oran stone, pendant, small cylinder, white	9027
KR991312 - oran stone, pendant, small cylinder, black	9030
KR991411 - oran stone, pendant, long cylinder, white	
KR991412 - oran stone, pendant, long cylinder, black	
KR991111 - oran stone, pendant, large cylinder, white	
KR991112 - oran stone, pendant, large cylinder, black	
KR991211 - oran stone, pendant, large cube, white	
KR991212 - oran stone, pendant, large cube, black	

Ordering example: KR991311-9027

Required Accessory (see page 60-61 for details)

KR____-	—
basic code	dim protocol
KR791431 - ceiling rose, single, white, Ø120 x H30	PD - phase dim
KR791432 - ceiling rose, single, black, Ø120 x H30	DD - dali dim (only double rose)
KR791201 - ceiling rose, double, white, L500 x W50 x H30	CD - casambi dim (only for double rose)
KR791202 - ceiling rose, double, black, L500 x W50 x H30	

Ordering example: KR791431-PD

