

kreon stripe 25

kreon stripe 25 is a semi-recessed ceiling luminaire characterised by a compact volume hosting a single or double deepset downlight or a single wallwasher.

kreon stripe 25 combines small rhythmic pools of accent lighting with homogeneous wallwashing light effects.

The semi-recessed wallwasher can also be applied in the wall to use the luminaire as a ceiling or floor washer for corridor applications.



High efficient optics provide efficient, glare free light and even light distribution. Finished in black for a dramatic contrast or pure white to disappear in the surrounding architecture.



stripe 25 single, white



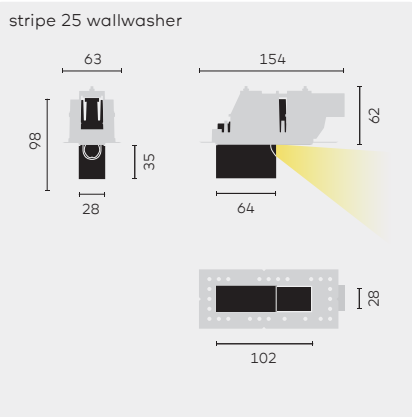
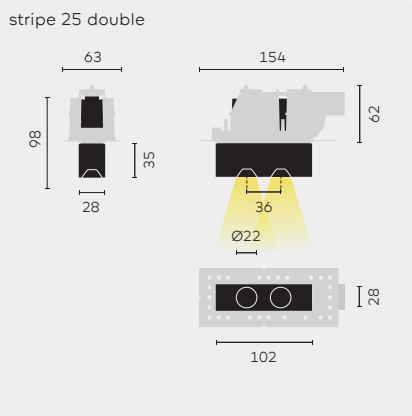
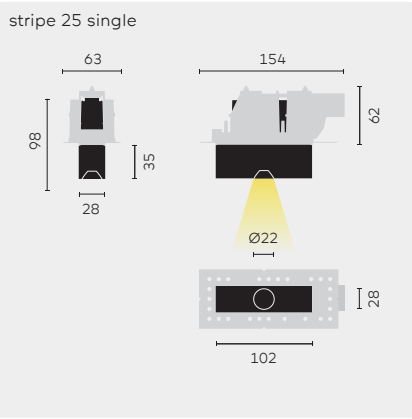
stripe 25 double, black








stripe 25 wallwasher, black



kreon stripe 25



	Colour	KR-code	Light sources	9027 2700K, CRI90+	9030 3000K, CRI90+	SP spot (20°)	DL dark light (36°)	WDL wide dark light (60°)	Required accessories	Optional accessories
 stripe 25 single	○	KR939001	①	●	●	●			■	■
	●	KR939002	①	●	●	●			■	■
 stripe 25 single	○	KR939101	②	●	●		●	●	■	■
	●	KR939102	②	●	●		●	●	■	■
 stripe 25 double	○	KR939201	③	●	●	●			■	■
	●	KR939202	③	●	●	●			■	■
 stripe 25 double	○	KR939301	④	●	●		●	●	■	■
	●	KR939302	④	●	●		●	●	■	■
 stripe 25 wallwasher	○	KR939401	⑤	●	●				■	■
	●	KR939402	⑤	●	●				■	■

Required accessories

Plasterkit	KR739000	Plasterkit  LxW 124x51 D 65
Concrete installation box	KR775124	Concrete installation box  LxW 200x110 D 60
Concrete plate	KR775123	Concrete plate  LxW 190x70 D 60

Optional accessories

Driver for light sources ① ③ ⑤	KR762700	LED driver, 700mA, 11W, ON/OFF ③
	KR772232	LED driver, 700mA, 20W, 1-10V ①
	KR752733	LED driver, 700mA, 20W, DALI ①
	KR772633	LED driver, 700mA, 11W, DALI ③
	KR772931	LED driver, 700mA, 14W, Phase dim ①
Driver for light sources ② ④	KR739104	LED driver, 350mA, 15W, ON/OFF ③
	KR739102	LED driver, 350mA, 15W, 1-10V ①
	KR747162	LED driver, 350mA, 18W, 1-10V ① ②
	KR747266	LED driver, 350mA, 15W, DALI ①
	KR752743	LED driver, 350mA, 17W, Phase dim ①

REMARKS

- ① Driver does not fit through plasterkit and must be placed on remote.
- ② Applicable when using at least 2 luminaires with light source ②.
- ③ Driver fits trough plasterkit.

Thickness boardmaterial for hollow wall/ceiling: 9-12,5mm
Gear excluded
IP20

Installation possibilities

Required for installation in hollow wall: plasterkit

Required for installation in stone wall: concrete plate and plasterkit

Required for installation in concrete wall: installation box, concrete plate and plasterkit

Installation possibilities

