

kreon side in-line

The kreon side in-line concept originated from the need to provide ambient and placement lighting from within vertical surfaces. The faceted reflectors by Bartenbach Lichtlabor which are incorporated into the light ensure a uniform asymmetrical beam without sharp edges or hotspots and provide a wash of light that, when mounted downward, can provide orientation through spaces, or, when mounted upward, produce a ceiling glow that effectively increases ambient levels within an interior.



A soft yet striking light beam and the steep bevel of the finishing louvre draws attention to the straight vertical back surface which can be finished in various materials according to the designer's preference. kreon side in-line, available in widths of 25, 40 and 80 mm can be merged perfectly into the architecture and combined with other kreon luminaires.



side in-line 25x100, white, white backplate

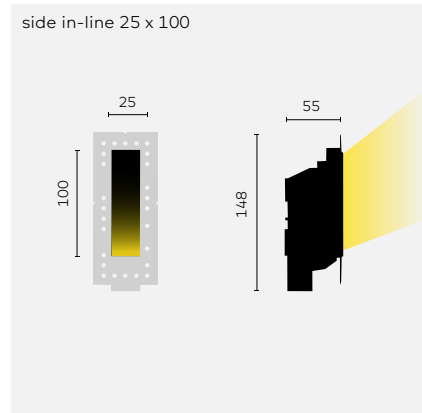


side in-line 40x100, black, black backplate



side in-line 80x200, black, copper backplate

kreon side in-line 25



side in-line 25 x 100
 Ⓞ LxW 124x51 D 58 Ⓢ
 Gear: excl., IP20

Required accessories

Plasterkit

- KR775120** Plasterkit for side in-line 25 x 100
- KR775120-10** 10 pieces plasterkit for side in-line 25 x 100
- KR775123** Concrete plate for side in-line 25 x 100
- KR775124** Concrete installation box for side in-line 25 x 100

Optional accessories

Removal tool

- KR775002** Removal tool for side in-line 25

Driver

- KR772024** LED driver, 500mA, ON/OFF, 11W ②
- KR772220** LED driver, 500mA, 1-10V, 20W
- KR772126** LED driver, 500mA, DALI, 10W ②

Colour louvre	KR-code	Light sources	9027 2700K, CRI90+	9030 3000K, CRI90+	P1 Painted white backplate	P2 Painted black backplate	A2 Alu black backplate	A3 Alu grey backplate	A4 Alu bronze backplate	A5 Copper backplate	A6 Alu red backplate	Required accessories	Optional accessories
---------------	---------	---------------	-----------------------	-----------------------	-------------------------------	-------------------------------	---------------------------	--------------------------	----------------------------	------------------------	-------------------------	----------------------	----------------------

○	KR932121	①	●	●	●	●	●	●	●	●	●	■	■
●	KR932122	①	●	●	●	●	●	●	●	●	●	■	■

	CRI	CCT	Voltage	Wattage	Drive current	Fixture lumen
① LED	CRI90+	2700K/3000K	5,5 Vdc	2,75W	500mA	158lm

REMARKS

① Removal tools serves to remove the luminaire after installation. One tool per project is recommended.

② Driver fits in the plasterkit of kreon side in-line 25x100. At least 3 fixtures per driver.

Thickness boardmaterial: 9-12,5mm
 Cut-out dimensions for hollow wall. For other applications, see installation manual.

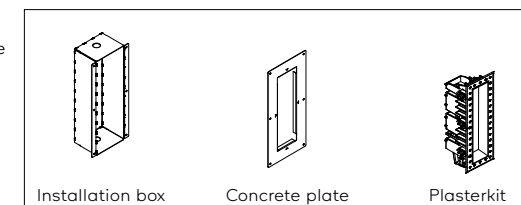
Installation possibilities

Required for installation in hollow wall: plasterkit

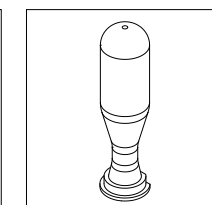
Required for installation in stone wall: plasterkit and concrete plate

Required for installation in concrete wall: plasterkit, concrete plate and installation box

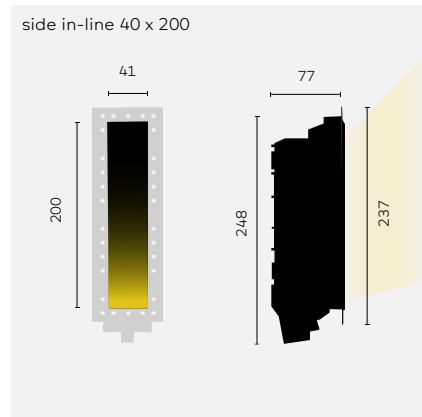
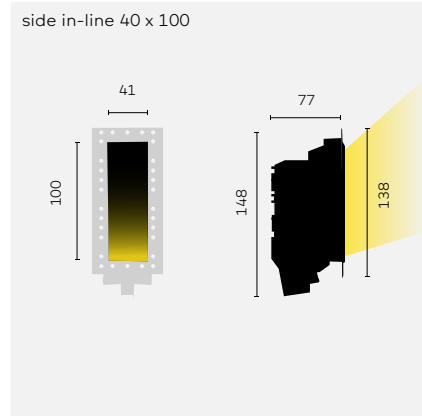
Installation possibilities



Removal tool



kreon side in-line 40



	Colour louvre	KR-code	Light sources	9027 2700K, CRI90+	9030 3000K, CRI90+	P1 Painted white backplate	P2 Painted black backplate	A2 Alu black backplate	A3 Alu grey backplate	A4 Alu bronze backplate	A5 Copper backplate	A6 Alu red backplate	SM Switchable ON/OFF	DD DALI dimming	Required accessories	Optional accessories
	○	KR932321	①	●	●	●	●	●	●	●	●	●			■	■
	●	KR932322	①	●	●	●	●	●	●	●	●	●			■	■
	○	KR932331	①	●	●	●	●	●	●	●	●	●	●	●	■	■
	●	KR932332	①	●	●	●	●	●	●	●	●	●	●	●	■	■
	○	KR932421	①	●	●	●	●	●	●	●	●	●			■	■
	●	KR932422	①	●	●	●	●	●	●	●	●	●			■	■

Required accessories

Plasterkit

KR775320	Plasterkit for side in-line 40 x 100
KR775320-10	10 pieces plasterkit for side in-line 40 x 100
KR775420	Plasterkit for side in-line 40 x 200
KR775420-10	10 pieces plasterkit for side in-line 40 x 200
KR775420-30	30 pieces plasterkit for side in-line 40 x 200
KR775323	Concrete plasterkit for side in-line 40 x 100
KR775423	Concrete plasterkit for side in-line 40 x 200
KR775324	Concrete installation box for side in-line 40 x 100
KR775424	Concrete installation box for side in-line 40 x 200

Optional accessories

Removal tool

[KR775004](#) Removal tool for side in-line 40

Driver

[KR762700](#) LED driver, 700mA, ON/OFF, max. 11W

[KR772232](#) LED driver, 700mA, 1-10V, max. 20W

[KR752733](#) LED driver, 700mA, DALI, max. 10W

	CRI	CCT	Voltage	Wattage	Drive current	Fixture lumen
① LED	CRI90+	2700K/3000K	5,6 Vdc	4W	700mA	247lm

REMARKS

① Suitable for damp locations and ventilated outdoor facades. Cannot be used in bathtub or shower areas.

② Removal tools serves to remove the luminaire after installation. One tool per project is recommended.

③ Driver fits in the plasterkit of kreon side in-line 40x200.

Thickness boardmaterial: 9-12,5mm

Cut-out dimensions for hollow wall. For other applications, see installation manual.

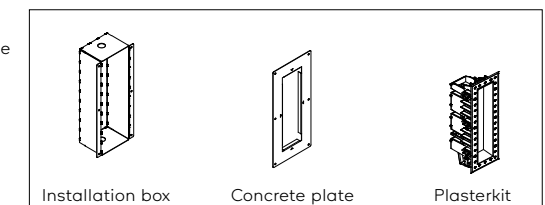
Installation possibilities

Required for installation in hollow wall: plasterkit

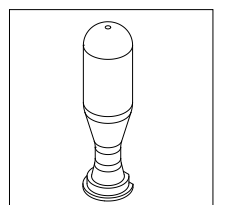
Required for installation in stone wall: plasterkit and concrete plate

Required for installation in concrete wall: plasterkit, concrete plate and installation box

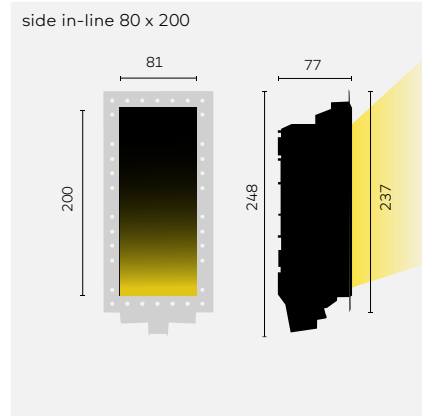
Installation possibilities



Removal tool



kreon side in-line 80



side in-line 80 x 200
 Ⓞ LxW 220x105 D 80
 Gear: incl., IP20

side in-line 80 x 200
 Ⓞ LxW 220x105 D 80
 IP55 ①

Required accessories

Plasterkit

Colour louvre	KR-code	Light sources	9027 2700K, CRI90+	9030 3000K, CRI90+	EX Gear excluded Ⓞ	SW Switchable ON/OFF ②	VD 1-10V dimming ②	DD DALI dimming ②	P1 Painted white backplate	P2 Painted black backplate	A2 Alu black backplate	A3 Alu grey backplate	A4 Alu bronze backplate	A5 Alu copper backplate	A6 Alu red backplate	Required accessories	Optional accessories
○	KR932621	①	●	●		●	●	●	●	●	●	●	●	●	●	■	■
●	KR932622	①	●	●		●	●	●	●	●	●	●	●	●	●	■	■
○	KR932631	①	●	●	●	●			●	●	●	●	●	●	●	■	■
●	KR932632	①	●	●	●	●			●	●	●	●	●	●	●	■	■

KR775620

Plasterkit for side in-line 80

KR775620-10

10 pieces plasterkit for side in-line 80

KR775620-20

20 pieces plasterkit for side in-line 80

KR775623

Concrete plasterkit for side in-line 80

KR775624

Concrete installation box for side in-line 80

Optional accessories

Removal tool ③

KR775008

Removal tool for side in-line 80

Driver

KR772220

LED driver, 500mA, 1-10V, 20W

KR772126

LED driver, 500mA, DALI, 18W

		CRI	CCT	Voltage	Wattage	Drive current	Fixture lumen
①	LED	EX	CRI90+	2700K/3000K	8,25W	500mA	640lm
		SW	CRI90+	2700K/3000K	230V	8,25W	640lm

REMARKS

① Suitable for damp locations and ventilated outdoor facades. Cannot be used in bathtub and shower areas.

② Internal driver
 IP20 + SW: 20W, 500mA
 IP55 + SW: 30W, 500mA

③ Removal tools serves to remove the luminaire after installation. One tool per project is recommended.

Thickness boardmaterial:
 9-12,5mm
 Cut-out dimensions for hollow wall. For other applications, see installation manual.

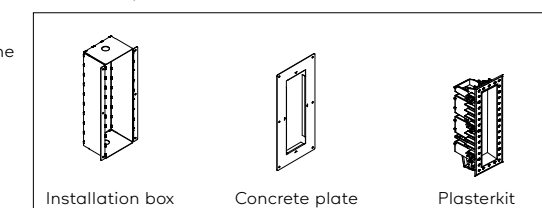
Installation possibilities

Required for installation in hollow wall: plasterkit

Required for installation in stone wall: plasterkit and concrete plate

Required for installation in concrete wall: plasterkit, concrete plate and installation box

Installation possibilities



Removal tool

