

# kreon rei

kreon rei continuous system is a ceiling surface mounted or ceiling recessed mounted luminaire offered with a choice of wallwash optic or downlight optic. Both types can be specified to length.

kreon rei wallwash optical system is developed to provide a homogenous continuous luminance on vertical surfaces and is the perfect solution for galleries, residential or retail applications where vertical plane luminance is a prerequisite of the lighting planning.

**Project** Schoeffaerts interior  
**Location** Diepenbeek, Belgium

**Architect** Schoeffaerts  
**Photographer** Serge Brison



kreon rei downlight provides continuous controlled lighting in an optimised symmetric beam of just 55° to focus light over task areas or where an increased ambient level of lighting is required.



rei downlight recessed, black



rei wallwasher surface mounted, white

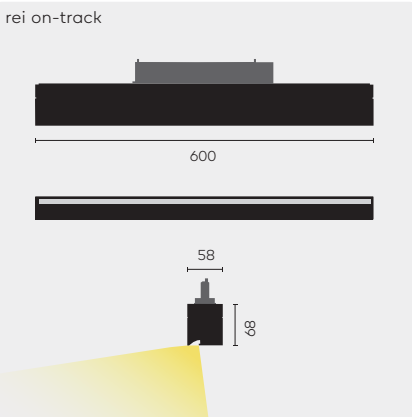
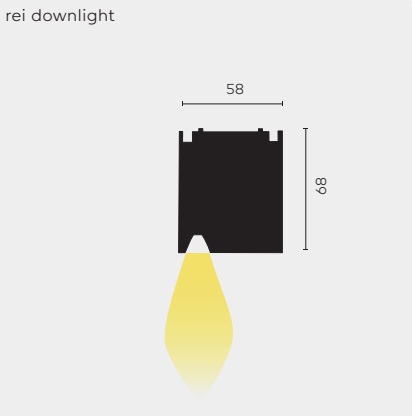
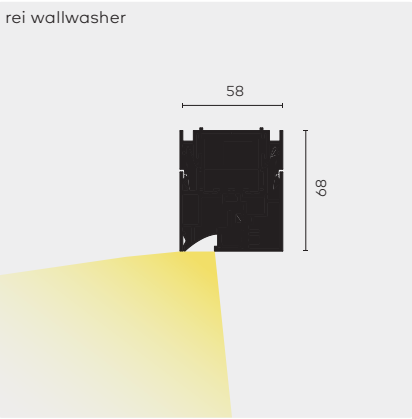







rei on-track, white









	Colour	KR-code	Light sources	8027 2700K, CR80	8030 3000K, CR80	9027 2700K, CR90	9030 3000K, CR90	SW Switchable ON/OFF ③	VD 1-10V dimming ③	DD DALI dimming ③	Required accessories
	○	KR983251	①	●	●	●	●	●	●	●	
	●	KR983252	①	●	●	●	●	●	●	●	
	○	KR983241	①	●	●	●	●	●	●	●	■
	●	KR983242	①	●	●	●	●	●	●	●	■
	○	KR993251	②	●	●	●	●	●	●	●	
	●	KR993252	②	●	●	●	●	●	●	●	
	○	KR993241	②	●	●	●	●	●	●	●	■
	●	KR993242	②	●	●	●	●	●	●	●	■
	○	KR983131	③	●	●	●	●	●			
	●	KR983132	③	●	●	●	●	●			
■ Required accessories											
Plasterkit for recessed mounting		KR783040	Trimless plasterkit ② LxW Lx75 D 88								
		KR783240	Trimless plasterkit (gen. 2) ② LxW Lx80 D 85								

		CRI	CCT	Voltage	Wattage	Fixture lumen
①	LED	CRI80+	2700K/3000K	230V	25,7W/m	898lm/m
		CRI90+	2700K/3000K	230V	25,7W/m	644lm/m
②	LED	CRI80+	2700K/3000K	230V	25,7W/m	866lm/m
		CRI90+	2700K/3000K	230V	25,7W/m	713lm/m
③	LED	CRI80+	2700K/3000K	230V	12,8W	605lm
		CRI90+	2700K/3000K	230V	12,8W	471lm

REMARKS

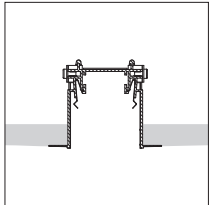
① Maximum shipping length of a single run profile is 3828mm. Shipping length depends on transport possibilities.

② Phase dimmable. Only for 3~Eutrack 230V profile. For track accessories see page 472.

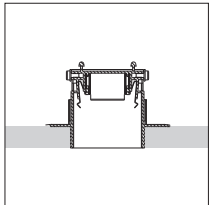
③ Minimum profile length driver incl:  
SW: min. 702mm  
VD or DD: min. 974mm.  
Minimum profile length driver excl: 294mm.

Gear included.  
IP40

Plasterkit



Plasterkit gen. 2



rei profile

