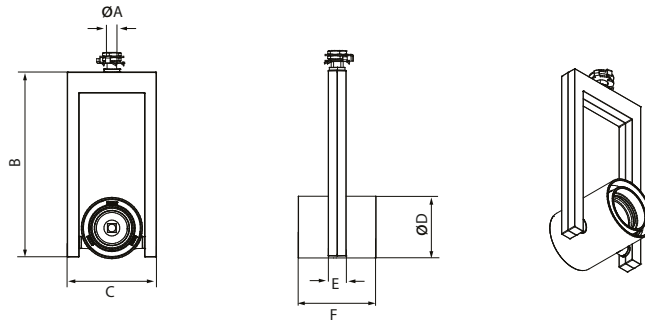


# kreon installation manual

## technics & dimensions



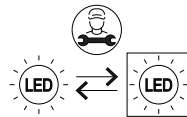
name	reference	current	ØA	B	C	ØD	E	F
diapason 40 M10	KR90660x-xxx-xx-xx	1050mA	M10	130	45	33	15	65
diapason 80 M10	KR91660x-xxx-xx-xx	500mA	M10	155	75	51	15	65
diapason 120 M10	KR92660x-xxx-xx-xx	700mA	M10	180	130	95	15	65

Please make sure the main voltage is disconnected before proceeding! ⚡

## 1. light source information

### light source containing product

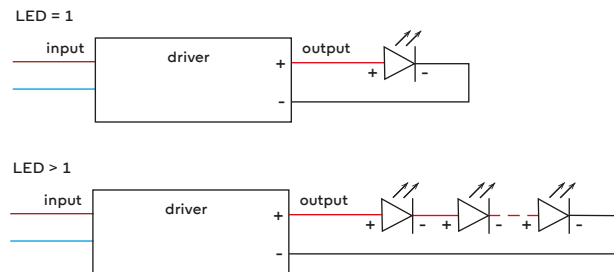
The light source contained in this luminaire shall only be replaced by the manufacturer or his service agent or a similar qualified person.



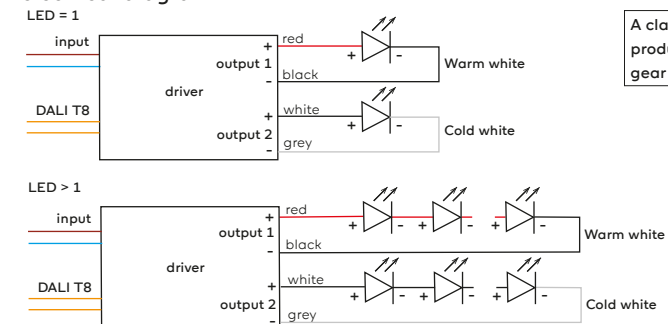
Energy Efficiency Class and EPREL-information for each specific LED/fixture can be found on the last page of this manual

## 2. installation

### electrical diagram



### electrical diagram TW



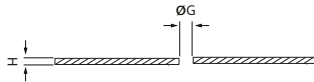
A class III-product or a string of these products in series, can only be used with a gear where  $U_{out} \leq 120VDC$ !

# kreon installation manual

## 3. installation

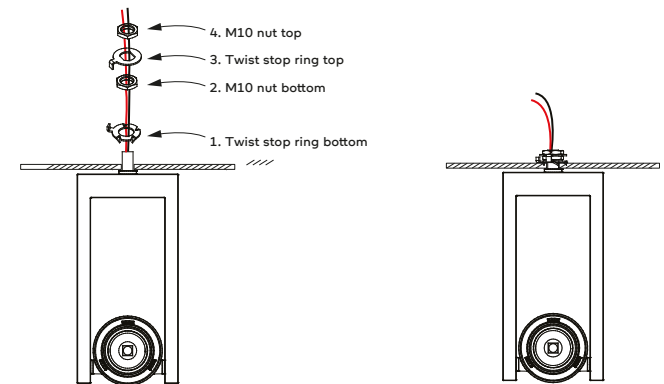
Prepare ceiling:

M10 clearance hole  $\varnothing G = 12 \text{ mm}$   
Ceiling thickness  $H = 1 - 4 \text{ mm}$



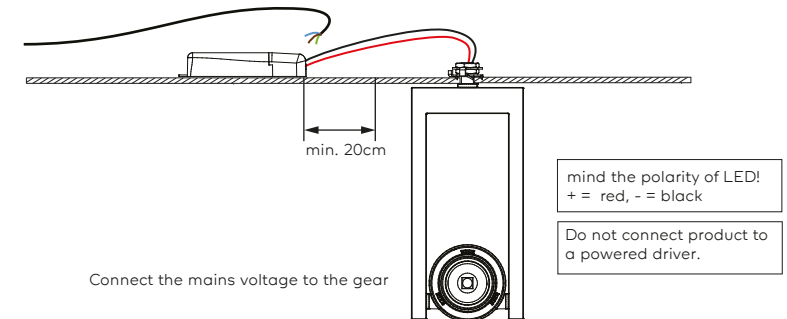
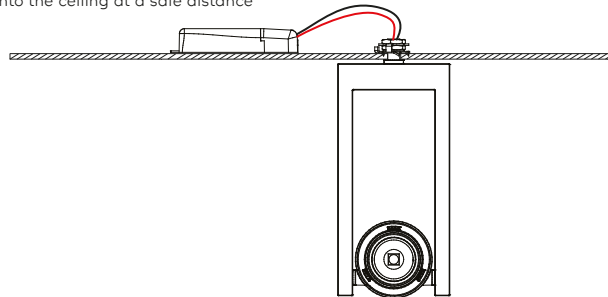
Fasten Diapason together with twist stop rings  
Please mind the sequence and orientation of the rings

Please make sure M10 nut bottom (nr. 2) is pressing the twist stop ring bottom (nr.1) into the ceiling material, this way it will stop the twist stop ring top (nr.3) when rotating the Diapason



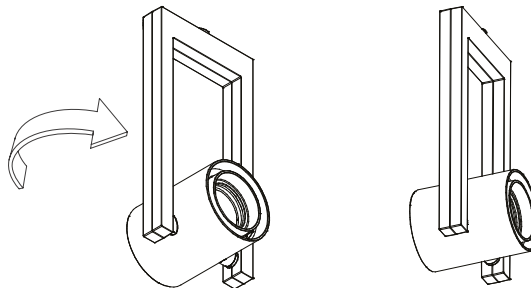
## 4. electric connection

Connect the cables coming from the fixture to the gear  
Place the gear onto the ceiling at a safe distance



## 5. installation

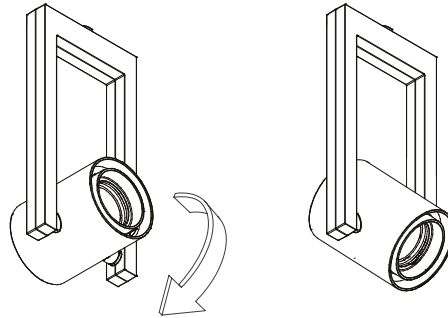
The diapason can rotate max. 355°



# kreon installation manual

## 6. installation












The light can be inclined max. 90°











## pictures



# kreon light source information

Fixture reference	LED reference	Energy Efficiency Class	QR-code	EPREL link
KR90660X-8027-XX-XX	KR7000103421	TBD		TBD
KR90660X-8030-XX-XX	KR7000103422	TBD		TBD
KR90660X-9027-XX-XX	KR7000103425	TBD		TBD
KR90660X-9030-XX-XX	KR7000103426	TBD		TBD
KR91660X-8027-XX-XX	KR7000103087	TBD		TBD
KR91660X-8030-XX-XX	KR7000103171	TBD		TBD
KR91660X-9027-XX-XX	KR7000104033	TBD		TBD
KR91660X-9030-XX-XX	KR7000104034	TBD		TBD
KR92660X-8327-FL-XX KR92660X-8327-WFL-XX	KR7000103286	F		<a href="https://eprel.ec.europa.eu/qr/1093498">https://eprel.ec.europa.eu/qr/1093498</a>
KR92660X-8327-SP-XX	KR7000103280	G		
KR92660X-8330-FL-XX KR92660X-8330-WFL-XX	KR7000103287	F		<a href="https://eprel.ec.europa.eu/qr/1093497">https://eprel.ec.europa.eu/qr/1093497</a>

Fixture reference	LED reference	Energy Efficiency Class	QR-code	EPREL link
KR92660X-8330-SP-XX	KR7000103281	G		
KR92660X-9027-FL-XX KR92660X-9027-WFL-XX	KR7000103910	F		<a href="https://eprel.ec.europa.eu/qr/955131">https://eprel.ec.europa.eu/qr/955131</a>
KR92660X-9027-SP-XX	KR7000103906	G		
KR92660X-9030-FL-XX KR92660X-9030-WFL-XX	KR7000103911	F		<a href="https://eprel.ec.europa.eu/qr/1093524">https://eprel.ec.europa.eu/qr/1093524</a>
KR92660X-9030-SP-XX	KR7000103907	TBD		
KR92660X-9827-FL-XX KR92660X-9827-WFL-XX	KR7000103298	F		<a href="https://eprel.ec.europa.eu/qr/942568">https://eprel.ec.europa.eu/qr/942568</a>
KR92660X-9827-SP-XX	KR7000103290	G		
KR92660X-9830-FL-XX KR92660X-9830-WFL-XX	KR7000103299	F		<a href="https://eprel.ec.europa.eu/qr/942567">https://eprel.ec.europa.eu/qr/942567</a>
KR92660X-9830-SP-XX	KR7000103291	G	