

Date: \_\_\_\_\_ Customer: \_\_\_\_\_

Project: \_\_\_\_\_

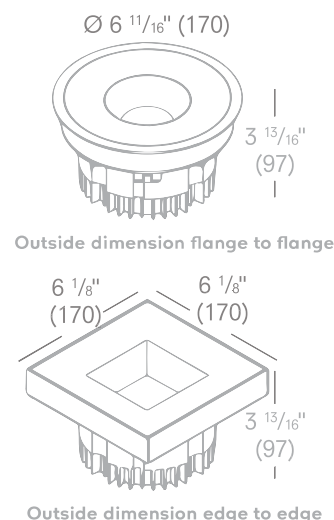
Type: \_\_\_\_\_ Qty: \_\_\_\_\_



Up 165 adds dynamic elements to your architecture: walls become sculptures and pieces of art show their mysticism. As the name implies, Up 165 directs its light mainly upwards, depending on the light source and on the use of reflectors.

A deep-set effect is ensured by double glazing, resulting in reduced glare. Supplementary filters can be placed as an extra glare preventer and to shape light. Up 165 is a recessed fixture made of high-pressure die cast aluminum with a silver wet paint finish. Through a simple concept, Up 165 translates an eloquent and distinctive light scene.

The Up 165 product family is also Impact Protection (IK) rated as IK10, the highest protection rating in the category for walk-over rated products.



## Construction

### Luminaire

Made from high-pressure die cast aluminum, cataphoretically painted.

### Matchbox

Made from galvanized sheet steel.

### Finishes

- White (RAL 9016)
- Black (RAL 9004)

### Mounting Options

In-grade mounting with or without matchbox.

### Classifications

- Ingress Protection – IP67
  - \* Dust tight
  - \* Protected against powerful water jets and temporary immersion
  - \* choice of marine grade for additional protection from salt water conditions
- Impact Protection – IK10
  - \* Highest impact rating
  - \* 20 joules impact

## Electrical Characteristics

### LED Specification

Xicato Zhaga compliant LED module with Corrected Cold Phosphor Technology® (remote phosphor to limit color shift over time. Tight color consistency within 1x2 MacAdam Ellipses.

### LED Life

L80 greater than 50,000 hours.

### Correlated Color

#### Temperature (CCT)

- Available in 2700K.
- CRI 85+.

### Gear

Standard universal voltage (120-277V) driver with on/off function (no dimming). Optional 0-10V dimming (120V only). Consult factory for custom options.



## Ordering Codes

KU_UP -	165 -	UAG -	-	15 -	85 -	WHT -	ST -	-	-
KREON CODE	APERTURE SIZE	LIGHT DIRECTION	LIGHT SOURCE AND CCT	LUMEN PACKAGE <sup>1</sup>	CRI	FINISH COLOR <sup>2</sup>	EXTERIOR PROTECTION <sup>3</sup>	DIMMING	MATCHBOX OPTION <sup>4</sup>
<b>UP</b> – Square aperture with flange  <b>UPIL</b> (In-Line) – Square trimless/flangeless installation  <b>UCIR</b> – Circular with flange  <b>UCIL</b> – Circular trimless/flangeless installation	<b>165</b> mm (6" in-line, 6.5" with flange)	<b>UPD</b> – Up lighting w/ Diffused Lens (15° beam – 720 Lumen module (gear included))  <b>UAG</b> – Up lighting w/Anti-Glare louver (15° beam – 1500 Lumen module, (gear excluded))  <b>WW</b> – up lighting asymmetric (wall wash – 1500 Lumen module, (gear excluded))	<b>27</b> – 2700K <b>30</b> – 3000K <b>35</b> – 3500K <b>40</b> – 4000K  Consult factory for other options	<b>07</b> – 720 lm, 8.4W (Anti-Glare 15° optic only) gear included  <b>15</b> – 1500 lm, 18.5W (remote driver only) gear included	<b>85</b> – 85+ min CRI (UPD, UAG, WW)  <b>98</b> – 98+ min CRI (UAG, WW)	<b>WHT</b> – White  <b>BLK</b> – Black	<b>ST</b> – standard  <b>C5</b> – marine grade	<b>D0</b> – On/Off (no dim)  <b>D2</b> – 0-10V dim (10%); 120V only, consult factory for other voltages  Consult factory for other options.	<b>00</b> – No matchbox  <b>ND</b> – Matchbox with no driver  <b>WD</b> – Matchbox with driver included

Ordering Example: KUUPIL-165-WW-27-15-85-BLK-MG-D2-00

<sup>1</sup> Lumen Package designates module lumens. Light Direction, CCT, and Optional Accessories will all impact light output. Please see IES files for delivered lumens.

<sup>2</sup> Consult factory for custom RAL finish color options. <sup>3</sup> All versions are IP67 and rated for indoor and outdoor use. CS option includes additional protection from salt water conditions.


<sup>4</sup> Matchbox is not required for certain installations. Matchbox may be installed in soil/gravel or concrete. Make sure proper drainage below fixture is provided (with or without matchbox installation). See installation manual for details. Multiple fixtures can be controlled by single remote driver. Consult factory for details.

### KREON STOCK PROGRAM:

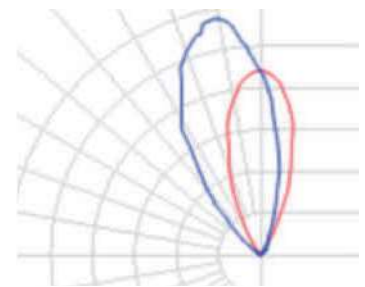
ONLY SPECIFICATIONS SHOWN IN BLACK ARE AVAILABLE FOR THE STOCK PROGRAM.  
GREYED OUT SPECIFICATIONS ARE AVAILABLE BUT ARE SUBJECT TO STANDARD LEAD TIMES. PLEASE CONTACT FACTORY.

## Photometry — For full photometry, please reference IES files on [www.kreon.com](http://www.kreon.com)

KUUP-165-UP-27-07-85 (no accessories)  
Light Engine: 720 lumens  
CCT: 2700K  
CRI: 85+  
Power: 9W  
Luminaire Output: 388 lumens (44 lm/W)



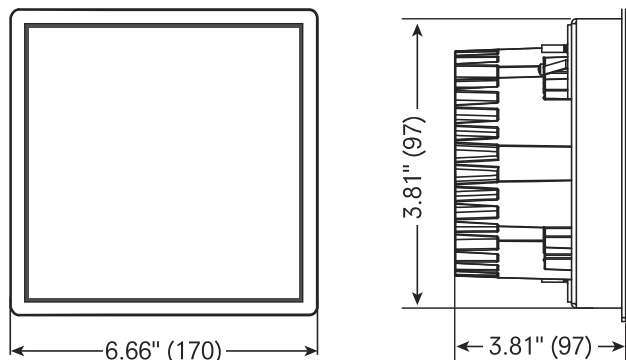
KUUP-165-WW-27-15-85 (no accessories)  
Light Engine: 1500 lumens  
CCT: 2700K  
CRI: 85+  
Power: 19W  
Luminaire Output: 817 lumens (43 lm/W)



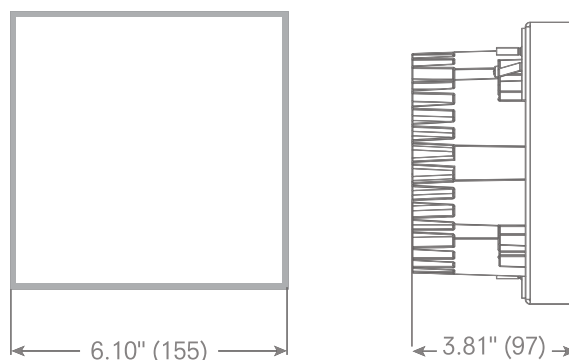
Up luminaires are ETL Listed for wet locations.  
Up luminaires lend support for LEED credits and certification.

## Mounting/Installation

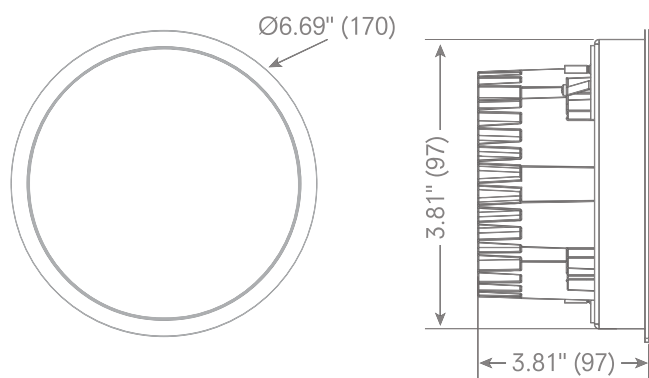
Up Outdoor (with flanges)



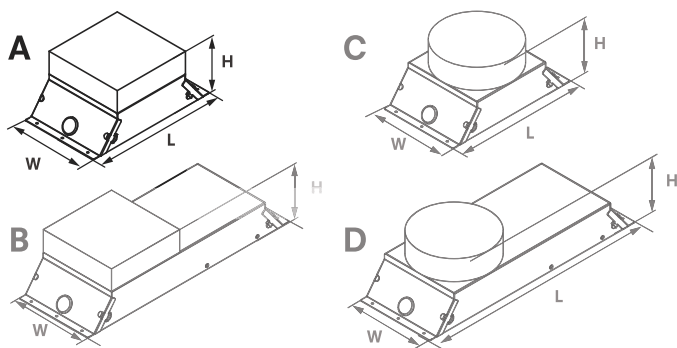
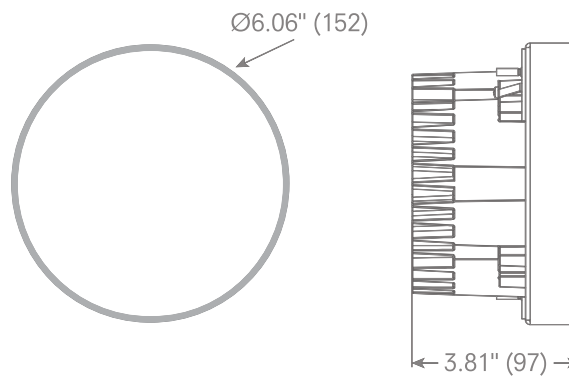
Up In-Line Outdoor (flangeless)



Up Outdoor Circular

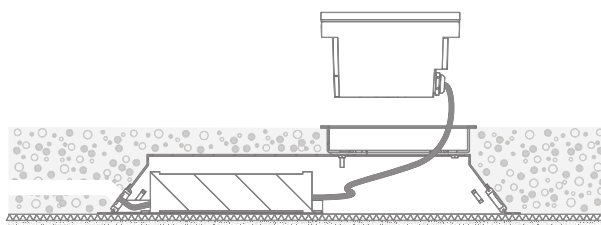
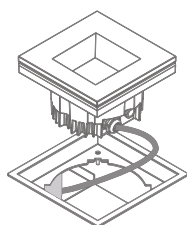


Up In-Line Outdoor Circular



## Matchbox Ordering Codes

	NAME	KREON CODE	W x L x H
A	Matchbox square	KR782103	6.14" x 10.4" x 4.3" (156 x 265 x 110)
B	Matchbox square for gear included	KR782104	6.14" x 18.4" x 4.3" (156 x 461 x 110)
C	Matchbox circular	KR782603	6.14" x 10.4" x 4.3" 156 x 265 x 110
D	Matchbox circular for gear included	KR782604	6.14" x 18.4" x 4.3" 156 x 461 x 110



Up luminaires are ETL Listed for wet locations.

Up luminaires lend support for LEED credits and certification.

### KREON STOCK PROGRAM:

ONLY SPECIFICATIONS SHOWN IN BLACK ARE AVAILABLE FOR THE STOCK PROGRAM.

GREYED OUT SPECIFICATIONS ARE AVAILABLE BUT ARE SUBJECT TO STANDARD LEAD TIMES. PLEASE CONTACT FACTORY.