Side

Architecture becomes light-active

Side's concept is highly flexible and can be used as floor washlight, a wallwasher or as an indirect light fitting. Placed at low heights, Side is a tool to illuminate circulation paths. When combined with more powerful sources, such as high-pressure discharge lamps and tungsten halogen lamps, Side can be installed on the ceiling and have a wallwash function. Moreover, Side can also be placed on the wall above the eye height and wallwash the ceiling, generating indirect ambient lighting. Installation boxes and plasterkits are available for the application of this product in various surfaces. The visible trim can be delivered in a silver or white finish powder coating.

Architectuur wordt lichtactief

Het Side concept is uiterst flexibel en kan gebruikt worden voor het uitlichten van vloer en plafond of als indirecte verlichtingstoepassing. Geplaatst op relatief lage hoogtes, laat het product u toe circulatiezones te voorzien van het gevraagde illuminantieniveau. Om een wallwash-functie te bekomen is het mogelijk om Side in het plafond te installeren en te combineren met krachtigere lichtbronnen zoals gasontladings- en halogeenlampen. Bovendien, wanneer het toestel geplaatst wordt boven ooghoogte, kan Side gebruikt worden om het aangelichte plafond te accentueren of om een algemeen verlichtingsniveau te bereiken. Een installationbox en pleisterkit zijn verkrijgbaar voor installatie in diverse materialen. De minimaal zichtbare rand bestaat uit zilverkleurig of wit gepoederlakt staal.

Side

Project Private residence
Location Zottegem, Belgium

Architect Interieurlabo 05
Photographer Thomas de Bruyne - cafeïne



Side & Square Side

Side and Square Side are recessed fixtures for walls or ceilings. They can be installed in brickwork or cavity walls and require only 100mm depth. This range of washlights is developed for halogen, LED, compact fluorescent and metal vapour lamps. Control gears, transformers or electronic components are mounted inside the housing. Reflector is included.

Side en Square Side zijn inbouwarmaturen voor wanden en plafonds. Ze kunnen geïnstalleerd worden in stenen of holle wanden en vragen slechts een geringe inbouwdiepte van 100mm. Deze reeks van armaturen is ontwikkeld voor halogeen-, LED-, compact fluorescentie- en metaaldamp lampen. Voorschakelapparatuur en elektronische componenten zijn ingebouwd in de behuizing. Reflector is meegeleverd.

White Side with matt reflector

White Side with mirror reflector

Grey Square Side with matt reflector

White Square Side with mirror reflector

Side

name	side	side dimmable*	side** emergency	naam
lamptype	TC-TEL	TC-TEL	TC-TEL	lamptype
white	**kr**992421	**kr**992491	**kr**912401	wit
grey	**kr**992423	**kr**992493	**kr**912403	grijs
		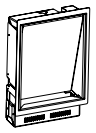		
visible LxW	338x248	338x248	338x248	LxB zichtbaar
***cut out LxW	320x235	320x235	320x235	LxB inbouw ***
min depth	100	100	100	min. diepte
thickness boardmaterial	8-20	8-20	8-20	dikte afwerkplaat
fitting	GX24q-3/4	GX24q-3/4	GX24q-3/4	lampvoet
max. watt	26W/32W/42W	26W/32W/42W	26W/32W/42W	max. watt
voltage	230V	230V	230V	voltage
symbol				symbool
gear	electr. incl.	electr. incl.	electr. incl.	VSA
IP	40	40	40	IP
class	1	1	1	klasse
orientation	↴ ↥ ↳	↴ ↥ ↳	↴	oriëntatie
clear protect. glass	incl.	incl.	incl.	helder beschermglas
optional				**optioneel**
****plasterkit	**kr**702142	**kr**702142	**kr**702142	pleisterplaat ****
installation box	**kr**722142	**kr**722142	**kr**722142	inbouwdoos
frosted glass	**kr**770410	**kr**770410	**kr**770410	mat glas

Remarks

Matt reflector incl.

* DALI (+touch DIM)

** Converter and battery pack incl., autonomy 3 hours.

*** Cut out for hollow wall; for other applications see installation manual.

**** The orientation of the plasterkit defines the direction of the light output.

Opmerkingen

Incl. matte reflector.

* DALI (+touch DIM)

** Batterij en noodunit incl. autonomie 3 uren.

*** Inbouw voor holle wand; voor andere toepassingen zie installatiehandleiding.

**** De oriëntatie van de pleisterplaat bepaalt de lichtuitstraling.

Side

Project Villa R.
Location Bonn, Germany

Architect Studio a.s.h Köln
Photographer Michael Voit



Side

name	side*	side*	side**	side**	naam
lamptype	LED 3x445lm 2700K, CRI≥85	QT-DE12***	HIT-DE***	HIT-DE*** ****	lamptype
white	**kr**992481	**kr**972431	**kr**972441	**kr**972451	wit
grey	**kr**992483	**kr**972433	**kr**972443	**kr**972453	grijs
	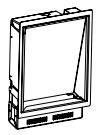	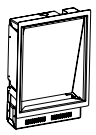	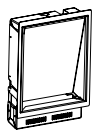	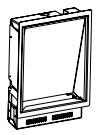	
visible LxW	338x248	338x248	338x248	338x248	LxB zichtbaar
***** cut out LxW	320x235	320x235	320x235	320x235	LxB inbouw *****
min depth	100	100	100	100	min. diepte
thickness boardmaterial	8-20	8-20	8-20	8-20	dikte afwerkplaat
fitting		R7s(114,2mm)	RX7s	RX7s-24	lampvoet
max. watt	3x6W	160W	70W	150W	max. watt
voltage	230V	230V	230V	230V	voltage
symbol					symbool
gear	electr. incl.		electr. incl.	electr. incl.	VSA
IP	40	40	40	40	IP
class	1	1	1	1	klasse
orientation	↑ ↳	↑	↑	↑	oriëntatie
clear protect. glass		incl.	incl.	incl.	helder beschermglas
frosted glass	incl.				mat glas
optional					**optioneel**
****** plasterkit	**kr**702142	**kr**702142	**kr**702142	**kr**702142	pleisterplaat ******
installation box	**kr**722142	**kr**722142	**kr**722142	**kr**722142	inbouwdoos

Remarks

* Matt reflector incl.

** Mirror reflector incl.

*** Not to be used in inflammable material.

**** Can not be used in solid walls.

***** Cut out for hollow wall; for other applications see installation manual.

****** The orientation of the plasterkit defines the direction of the light output.

Opmerkingen

* Incl. matte reflector.

** Incl. spiegel reflector.

*** Niet te gebruiken in brandbaar materiaal.

**** Kan niet worden gebruikt in volle muren.

***** Inbouw voor holle wand; voor andere toepassingen zie installatiehandleiding.

****** De oriëntatie van de pleisterplaat bepaalt de lichtuitstraling.

Square Side

name	square side	square side dimmable*	square side emergency**	naam
lamptype	TC-TEL	TC-TEL	TC-TEL	lamptype
white	**kr**992721	**kr**992791	**kr**912701	wit
grey	**kr**992723	**kr**992793	**kr**912703	grijs
			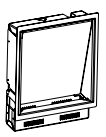	
visible LxW	338x326	338x326	338x326	LxB zichtbaar
***cut out LxW	320x312	320x312	320x312	LxB inbouw ***
min depth	100	100	100	min. diepte
thickness boardmaterial	8-20	8-20	8-20	dikte afwerkplaat
fitting	GX24q-3/4	GX24q-3/4	GX24q-3/4	lampvoet
max. watt	26W/32W/42W	26W/32W/42W	26W/32W/42W	max. watt
voltage	230V	230V	230V	voltage
symbol				symbool
gear	electr. incl.	electr. incl.	electr. incl.	VSA
IP	40	40	40	IP
class	1	1	1	klasse
orientation	↓ ↑ ↳	↓ ↑ ↳	↓ ↑ ↳	oriëntatie
clear protect. glass	incl.	incl.	incl.	helder beschermglas
optional				**optioneel**
****plasterkit	**kr**702172	**kr**702172	**kr**702172	pleisterplaat ****
installation box	**kr**722172	**kr**722172	**kr**722172	inbouwdoos
frosted glass	**kr**770710	**kr**770710	**kr**770710	mat glas

Remarks

Matt reflector incl.

* DALI (+touch DIM)

** Converter and battery pack incl., autonomy 3 hours.

*** Cut out for hollow wall; for other applications see installation manual.

**** The orientation of the plasterkit defines the direction of the light output.

Opmerkingen

Incl. matte reflector.

* DALI (+touch DIM)

** Batterij en noodunit incl., autonomie 3 uren.

*** Inbouw voor holle wand; voor andere toepassingen zie installatiehandleiding.

**** De oriëntatie van de pleisterplaat bepaalt de lichtuitstraling.

Square Side

name	square side*	square side*	square side**	square side**	naam
lamptype	LED 4x445lm 2700K, CRI≥85	QT-DE12***	HIT-DE***	HIT-DE*** ****	lamptype
white	**kr**992781	**kr**972731	**kr**972741	**kr**972751	wit
grey	**kr**992783	**kr**972733	**kr**972743	**kr**972753	grijs
					
visible LxW	338x326	338x326	338x326	338x326	LxB zichtbaar
*****cut out LxW	320x312	320x312	320x312	320x312	LxB inbouw*****
min depth	100	100	100	100	min. diepte
thickness boardmaterial	8-20	8-20	8-20	8-20	dikte afwerkplaat
fitting		R7s(114,2mm)	RX7s	RX7s-24	lampvoet
max. watt	4x6W	160W	70W	150W	max. watt
voltage	230V	230V	230V	230V	voltage
symbol					symbool
gear	electr. incl.		electr. incl.	electr. incl.	VSA
IP	40	40	40	40	IP
class	1	1	1	1	klasse
orientation	↑ ↳	↑	↑	↑	oriëntatie
clear protect. glass		incl.	incl.	incl.	helder beschermglas
frosted glass	incl.				mat glas

optional					optioneel
******plasterkit	**kr**702172	**kr**702172	**kr**702172	**kr**702172	pleisterplaat******
installation box	**kr**722172	**kr**722172	**kr**722172		inbouwdoos

Remarks

* Matt reflector incl.

** Mirror reflector incl.

*** Not to be used in inflammable material.

**** Can not be used in solid walls.

***** Cut out for hollow wall; for other applications see installation manual.

****** The orientation of the plasterkit defines the direction of the light output.

Opmerkingen

* Incl. matte reflector.

** Incl. spiegel reflector.

*** Niet te gebruiken in brandbaar materiaal.

**** Kan niet worden gebruikt in volle muren.

***** Inbouw voor holle wand; voor andere toepassingen zie installatiehandleiding.

****** De oriëntatie van de pleisterplaat bepaalt de lichtuitstraling.

Square Side

Project Hallepoort*
Location Brussels, Belgium

Architect Marco Bollen
Photographer Serge Brison



installation manuals: www.kreon.com

* Under commission of the Royal Museum of Art and History.

Small Side **Project** Rushcutters Bay **Architect** Chenchow-Little architects
Location Sydney, Australia **Photographer** Bart Maiorana

Small Side & Small Square Side

Small Side and Small Square Side are recessed fixtures for walls or ceilings. They can be installed in brickwork or cavity walls and require only 80mm depth (except for Small Square Side Outdoor = 85mm). This range of washlights is developed for halogen, compact fluorescent lamps and LEDs. Control gears, transformers or electronic components are mounted inside the housing. Reflector is included.

Small Side en Small Square Side zijn inbouwarmaturen voor wanden en plafonds. Ze kunnen geïnstalleerd worden in stenen of holle wanden en vragen slechts 80mm, (uitgezonderd voor Small Square Side Outdoor = 85mm) inbouwdiepte. Deze reeks van armaturen is ontwikkeld voor LED, halogeen- en compact fluorescentie lampen. Voorschakelapparatuur en elektronische componenten zijn ingebouwd in de behuizing. Reflector is meegeleverd.

Grey Small Side with matt reflector

Grey Small Square Side with matt reflector

Small Side

name	small side *	small side **	small side	naam
lamptype	TC-DEL	QT-DE12	LED 2x445lm 2700K, CRI≥85	lamptype
white	**kr**992611	**kr**972621	**kr**992601	wit
grey	**kr**992613	**kr**972623	**kr**992603	grijs
	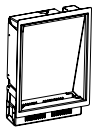	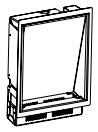	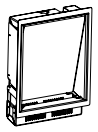	
visible LxW	234x174	234x174	234x174	LxB zichtbaar
***cut out LxW	215x160	215x160	215x160	LxB inbouw ***
min depth	80	80	80	min. diepte
thickness boardmaterial	8-20	8-20	8-20	dikte afwerkplaat
fitting	G24q-1	R7s (74,9mm)		lampvoet
max. watt	13W	80W	2x6W	max. watt
voltage	230V	230V	230V	voltage
symbol				symbool
gear	electr. incl.		electr. incl.	VSA
IP	40	40	40	IP
class	1	1	1	klasse
orientation				oriëntatie
clear protect. glass	incl.	incl.		helder beschermglas
frosted glass			incl.	mat glas

optional				optioneel
****plasterkit	**kr**702162	**kr**702162	**kr**702162	pleisterplaat ****
installation box	**kr**722162	**kr**722162	**kr**722162	inbouwdoos
frosted glass	**kr**770610			mat glas

Remarks

Matt reflector incl.

* TC-DEL from Osram or Sylvania.

** Not to be used in inflammable material.

*** Cut out for hollow wall; for other applications see installation manual.

**** The orientation of the plasterkit defines the direction of the light output.

Opmerkingen

Incl. matte reflector.

* TC-DEL van Osram of Sylvania.

** Niet te gebruiken in brandbaar materiaal.

*** Inbouw voor holle wand; voor andere toepassingen zie installatiehandleiding.

**** De oriëntatie van de pleisterplaat bepaalt de lichtuitstraling.

Small Side

Project Private apartment
Location St. Moritz, Switzerland

Architect ZDA, Umberto Zanetti
Photographer Santi Caleca

installation manuals: www.kreon.com

Small Square Side

name	small square side	small square side **	small square side emergency*	small square side	naam
lamptype	TC-DEL	QT-DE12	TC-DEL	LED 3x445lm 2700K, CRI≥85	lamptype
white	**kr**992811	**kr**972821	**kr**912801	**kr**992801	wit
grey	**kr**992813	**kr**972823	**kr**912803	**kr**992803	grijs
					
visible LxW	236x223	236x223	236x223	236x223	LxB zichtbaar
***cut out LxW	215x210	215x210	215x210	215x210	LxB inbouw ***
min depth	80	80	80	80	min. diepte
thickness boardmaterial	8-20	8-20	8-20	8-20	dikte afwerkplaat
fitting	G24q-2	R7s (114,2mm)	G24q-2		lampvoet
max. watt	18W	120W	18W	3x6W	max. watt
voltage	230V	230V	230V	230V	voltage
symbol					symbool
gear	electr. incl.		electr. incl.	electr. incl.	VSA
IP	40	40	40	40	IP
class	1	1	1	1	klasse
orientation	↴ ↑ ↳	↑	↴ ↑ ↳	↴ ↑ ↳	oriëntatie
clear protect. glass	incl.	incl.	incl.		helder beschermglas
frosted glass				incl.	mat glas
optional					**optioneel**
****plasterkit	**kr**702182	**kr**702182	**kr**702182	**kr**702182	pleisterplaat ****
installation box	**kr**722182	**kr**722182	**kr**722182	**kr**722182	inbouwdoos
frosted glass	**kr**770810		**kr**770810		mat glas

Remarks

Matt reflector incl.

* Converter and battery pack incl., autonomy 1 hour.

** Not to be used in inflammable material.

*** Cut out for hollow wall; for other applications see installation manual.

**** The orientation of the plasterkit defines the direction of the light output.

Opmerkingen

Incl. matte reflector.

* Batterij en noodunit incl., autonomie 1 uur.

** Niet te gebruiken in brandbaar materiaal.

*** Inbouw voor holle wand; voor andere toepassingen zie installatiehandleiding.

**** De oriëntatie van de pleisterplaat bepaalt de lichtuitstraling.

Small Square Side **Project** The Heating Company
Location Dilsen, Belgium **Photographer** Serge Brison

Small Square Side Outdoor

name	**small square side outdoor**	naam
lamptype	TC-DEL	lamptype
grey	**kr**972983	grijs

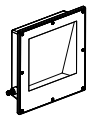

visible LxW	320x280	LxB zichtbaar
cut out LxW	320x280	LxB inbouw
min depth	85	min. diepte
fitting	G24q-2	lampvoet
max. watt	18W	max. watt
voltage	230V	voltage
symbol		symbool
gear	electr. incl.	VSA
IP	65	IP
class	1	klasse
IK	10	IK
orientation		oriëntatie

required		**noodzakelijk**
fixation bracket	incl.	bevestigings-beugels

Remark

Matt reflector incl.

Opmerking

Incl. matte reflector.

Small Square Side Outdoor

Project Jewish Museum
Location Berlin, Germany

Architect Daniel Libeskind
Photographer Serge Brison



Project Private villa
Location South of France

Photographer Serge Brison

Mini Side

Mini Side is a recessed fixture for walls or ceilings. It can be installed in brickwork or cavity walls and requires only 80mm depth. This range of washlights is developed for low voltage halogen lamps and LEDs. Control gears, transformers or electronic components are mounted inside the housing. Reflector is included.

Mini Side is een inbouwarmatuur voor wanden en plafonds. Het kan geïnstalleerd worden in stenen of holle wanden en vraagt slechts 80mm inbouwdiepte. Dit toestel is ontwikkeld voor laagvolt halogeen lampen en LED. Voorschakelapparatuur en elektronische componenten zijn ingebouwd in de behuizing. Reflector is meegeleverd.

White Mini Side with matt reflector

Grey Mini Side Outdoor

Mini Side

name	mini side	mini side	mini side	mini side	naam
lamptype	QT9-ax	QT9-ax	LED 3000K CRI≥80	LED 3000K CRI≥80	lamptype
white	**kr**992651	**kr**972651	**kr**992851	**kr**972851	wit
grey	**kr**992653	**kr**972653	**kr**992853	**kr**972853	grijs
	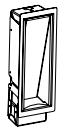	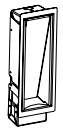	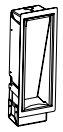		
visible LxW	236x79	236x79	236x79	236x79	LxB zichtbaar
*cut out LxW	215x70	215x70	215x70	215x70	LxB inbouw *
min depth	80	80	80	80	min. diepte
thickness boardmaterial	8-20	8-20	8-20	8-20	dikte afwerkplaat
fitting	G4	G4			lampvoet
max. watt	20W	20W	2,3W	2,3W	max. watt
voltage	12V	230V		230V	voltage
drive current			700mA		stuur stroom
symbol					symbool
gear	excl.	electr. incl.***	excl.	electr. incl.**	VSA
IP	40	40	40	40	IP
class	3	1	3	1	klasse
orientation	↴ ↥ ↳	↴ ↥ ↳	↴ ↥ ↳	↴ ↥ ↳	oriëntatie
clear protect. glass	incl.	incl.			helder beschermglas
frosted glass			incl.	incl.	mat glas

optional					optioneel
****plasterkit	**kr**702652	**kr**702652	**kr**702652	**kr**702652	pleisterplaat ****
installation box	**kr**722652	**kr**722652	**kr**722652	**kr**722652	inbouwdoos

Remarks

Matt reflector incl.

* Cut out for hollow wall; for other applications see installation manual.

** 1 driver (700 mA., max 5W) powers up to 2 fittings.

*** 1 transformer (20-75W) powers up to 3 fittings.

**** The orientation of the plasterkit defines the direction of the light output.

Opmerkingen

Incl. matte reflector.

* Inbouw voor holle wand; voor andere toepassingen zie installatiehandleiding.

** 1 sturing (700 mA., max 5W) levert stroom voor 2 toestellen.

*** 1 transformator (20-75W) kan 3 toestellen aansturen.

**** De oriëntatie van de pleisterplaat bepaalt de lichtuitstraling.

Mini Side

Project Private residence
Location Miami, USA

Photographer Serge Brison

Mini Side Outdoor

name	**mini side outdoor***	naam
lamptype	LED 3000K	lamptype
stainless steel	**kr**972050	roestvast staal
white	**kr**972051	wit
grey	**kr**972053	grijs
	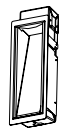	
visible LxW	236x79	LxB zichtbaar
cut out LxW	215x70	LxB inbouw
min depth	80	min. diepte
thickness boardmaterial	8-20 mm	dikte afwerkplaat
max. watt	2,3W	max. watt
voltage	230V	voltage
symbol		symbool
gear	incl.	VSA
IP	55	IP
class	1	klasse
orientation		oriëntatie
frosted glass	incl.	mat glas

optional		**optioneel**
plasterkit	**kr**702052	pleisterplaat
installation box	**kr**722052	inbouwdoos

Remark

Matt reflector incl.

* Only floorwasher

Opmerking

Incl. matte reflector.

* Enkel floorwasher

Mini Side Outdoor **Project** Private villa
Location South of Spain **Photographer** Serge Brison